

Regulation, Supervision, and Bank Risk-Taking

Rafael Repullo
CEMFI and CEPR

April 2026

Abstract

This paper presents a model of the interaction between a bank and a bank supervisor. The bank privately chooses the risk of its investment portfolio and the supervisor collects nonverifiable information on the future solvency of the bank and, based on this information, may decide on its early liquidation. The paper characterizes the liquidation decision of the supervisor and the risk-taking decision of the bank. In line with recent empirical literature, the paper shows that supervision is effective in ameliorating the bank's risk-shifting incentives. It also analyzes the interaction between supervision and capital regulation, showing that the effects of supervision on risk-taking are more significant when capital requirements are low. Finally, it shows that from a social welfare perspective, supervision and regulation are substitutes.

JEL Classification: G21, G28, D02.

Keywords: Bank risk-taking, bank supervision, bank regulation, capital requirements, deposit insurance, bank resolution, bank liquidation.

This research started during my 2018 Wim Duisenberg Research Fellowship at the European Central Bank. I am very grateful to Siema Hashemi for many useful discussions, to seminar audiences at the European Central Bank, the Federal Reserve Board, the International Monetary Fund, the Bank of Spain, Central Bank of Chile, and the Universities of Texas at Austin and Columbia for their comments, as well as to Paolo de Rosa, Junyan Yu, and Santiago Taroco for their excellent research assistance. Financial support from the Spanish Ministry of Science, Innovation and Universities, Grant No. PID2022-142998NB-I00, is gratefully acknowledged. E-mail: repullo@cemfi.es.

1 Introduction

Bank supervision, unlike bank regulation, has not been until recently the subject of much academic interest. As stated by Eisenbach et al. (2016), regulation involves the establishment of rules under which banks operate, while supervision involves the assessment of safety and soundness of banks through monitoring, and the use of this information to request corrective actions. In contrast to regulation, that is based on verifiable information, supervisory actions are (partly) based on nonverifiable information.

In recent years a number of empirical papers on bank supervision (summarized in the literature review below) have been published, showing that supervision has a disciplining effect on bank risk-taking. The purpose of this paper is to construct a theoretical model of the interaction between a bank and a supervisor that can account for these empirical results. The model features a bank that privately chooses the risk of its investment portfolio and a supervisor that collects nonverifiable information on the future solvency of the bank and, based on this information, may decide on its early liquidation. The paper characterizes the liquidation decision of the supervisor and the risk-taking decision of the bank. The main result is that, compared to a *laissez-faire* situation, and for any quality of the supervisory information, supervision reduces the bank's risk-taking.

The model has three dates. At $t = 0$ the bank raises a unit amount of insured deposits and invests them in a risky asset that yields a *liquidation return* L at $t = 1$, and a *final return* R at $t = 2$, if not liquidated by the supervisor at $t = 1$. Both L and R are random variables with a variance that depends on the bank's choice of risk σ at $t = 0$. The supervisor observes at $t = 1$ a *noisy signal* $s = R + \varepsilon$ of the final return R of the bank's investment. The variance of the noise term ε is proportional to a parameter θ , whose inverse measures the quality (technically the precision) of the supervisory information. Thus, when $\theta = 0$ the supervisor observes at $t = 1$ the final return R that will obtain at $t = 2$, while when $\theta \rightarrow \infty$ the signal is completely uninformative.

To make the model tractable, I assume that the probability distribution of asset returns and supervisory signals is normal. And to guarantee an interior choice of risk, I assume that

deviating from a reference value of risk $\bar{\sigma} > 0$ entails an increasing and convex cost for the bank. The interpretation is that $\bar{\sigma}$ characterizes the business model of the bank, which is risky, and that deviating from it is costly. The assumptions of limited liability and deposit insurance imply that in a laissez-faire situation the bank chooses a level of risk above the reference value $\bar{\sigma}$.

Following standard supervisory practice, I next assume that the supervisor uses a *failing or likely to fail rule* whereby the bank is liquidated at $t = 1$ when the conditional expected final return $E(R | s)$ is smaller than the unit face value of the deposits. The condition $E(R | s) < 1$ yields a threshold \hat{s} such that the bank is liquidated when $s < \hat{s}$.

To analyze the bank's choice of risk under supervision, note that the bank will get a positive payoff when (i) the final return R is greater than the unit face value of deposits, and (ii) the signal s observed by the supervisor is greater than or equal to the threshold \hat{s} . Using the properties of truncated bivariate normal distributions (summarized in Appendix A), one can show that there is an analytical expression for the bank's expected payoff function, which can be used to derive the bank's choice of risk. I show that, compared to the laissez-faire situation and for any quality of the supervisory information, *supervision is effective in ameliorating the bank's risk-shifting incentives*.

A result that follows from this analysis is that the relationship between the variance of the noise parameter θ in the supervisory signal and the bank's choice of risk is U-shaped, first decreasing and then increasing. In particular, for a sufficiently high quality of the supervisory information (low θ), increases in θ lead to lower risk-taking. This appears to be puzzling: why higher noise would improve incentives? To explain the result note that an increase in the variance of the supervisory noise has two effects. First, the supervisor reacts to the lower quality of its information by reducing the liquidation threshold, which implies that the size of the region where a bank that would have been solvent at $t = 2$ is liquidated at $t = 1$, because of a large negative realization of ε , is reduced. Second, a higher variance of the supervisory noise makes it more likely that large negative values of the noise ε in the supervisory signal s are realized. The first effect tends to increase the risk σ chosen by the bank, while the second effect goes in the opposite direction. One can show that the second

effect dominates when θ is small. Arguably, when the supervisor has access to confidential bank information, it is reasonable to assume that the value of θ should be relatively small. Hence, the tentative conclusion is that, in the relevant range, *a larger variance of the noise in the supervisory signal is conducive to lower risk-taking.*

Interestingly, Agarwal et al. (2024) find evidence in line with this prediction of the model. Using data on the supervisory ratings of US banks, they show that bank supervisors exercise significant personal discretion, which introduces noise into their ratings. This leads to “a large and persistent causal impact on future bank capitalization and supply of credit, leading to volatility and uncertainty in bank outcomes, and a *conservative anticipatory response by banks*” (my italics). In particular, “banks located in states where examiners exercise a high degree of absolute discretion relative to the national average appear to take precautionary measures by maintaining more capital and lower loan growth than other banks with similar observable fundamentals.”

The paper also analyzes the effect of bank capital regulation, in the form of a requirement to fund at least a fraction of its investment with costly equity capital. The results show that, for any quality of the supervisory information, the bank’s choice of risk is decreasing in the capital requirement.

The paper concludes with a welfare analysis of bank regulation and supervision under the assumptions that (i) bank failure does not entail any externalities, (ii) bank supervision is costless, and (iii) the deposit insurer can fund its payouts with lump sum taxation. The results show that, for any level of the capital requirement, *bank supervision has a positive effect on social welfare.* Moreover, when the capital requirement is low, it is better to have a better informed supervisor, while when the capital requirement is high, it is better to have a worse informed supervisor. In other words, from a welfare perspective, *supervision and regulation are substitutes.*

Literature review A growing empirical literature studies the effects of bank supervision on banks’ lending and risk-taking decisions. Research with US data includes Agarwal et al. (2014), Hirtle et al. (2020), Kandrac and Schlusche (2021), Costello et al. (2019), Eisenbach

et al. (2022), Beyhaghi et al. (2024), Correia et al. (2025), as well as the already cited paper by Agarwal et al. (2024).

Agarwal et al. (2014) study supervisory decisions exploiting a legally determined rotation policy that assigns federal and state supervisors to the same bank at exogenously set time intervals. They find that federal supervisors are systematically tougher than state supervisors, which translates into lower failure rates. Hirtle et al. (2020) use data on supervisors' time use to show that the top-ranked banks by size within a Federal Reserve district receive more attention from supervisors, after controlling for size, complexity, risk, and other observable characteristics. Using a matched sample approach, they find that these top-ranked banks hold less risky loan portfolios and engage in more conservative reserving practices.

Kandrac and Schlusche (2021) exploit an exogenous reduction in bank supervision to demonstrate a causal effect of supervisory oversight on risk-taking. The reduction in oversight capacity led to more costly failures because a larger share of impaired assets were passed to the government insurance fund. Costello et al. (2019) use a novel measure of strictness in the enforcement of capital regulation to show that strict supervisors are more likely to enforce restatements of banks' call reports. This effect is strongest in periods leading up to economic downturns and for banks with riskier asset portfolios.

Eisenbach et al. (2022) present a structural model of bank supervision that is estimated with data on work hours spent by Federal Reserve staff supervising bank holding companies. In the model the probability that a bank becomes distressed depends on the exogenous riskiness of the bank and the endogenous intensity of the supervision. The supervisor observes the riskiness of the bank, reflected in a supervisory rating, as well as a signal informative about future distress, and allocates a given amount of resources (hours) to minimize a weighted sum of distress probabilities of the supervised banks. The theoretical results show that supervisory attention is increasing in both bank size and riskiness, which is consistent with the empirical results.

Similar to Agarwal et al. (2024), Beyhaghi et al. (2024) use data on supervisory ratings of US banks to analyze the impact of supervision on risk-taking and loan growth. They show that tougher-than-expected bank ratings lead to decreased risk-taking, reduced profitability,

and reduced loan growth in the year following an examination. Finally, Correia et al. (2025) study the role of supervision in anticipating, monitoring, and disciplining failing banks, exploiting exogenous variation in supervisory strictness during the Global Financial Crisis. They show that stricter supervision leads to more loss recognition, reduced dividend payouts, and an increase in the likelihood of closure.

Complementary evidence is provided by studies using European data, including Passalacqua et al. (2019), Haselmann et al. (2022), Kok et al. (2023), Bonfim et al. (2023), Abbassi et al. (2023), and Altavilla et al. (2024). Passalacqua et al. (2019) use data on unexpected bank inspections in Italy to show that inspected banks are more likely to reclassify loans as non-performing, and that this reclassification leads to a temporary contraction in lending.

Haselmann et al. (2022) and Altavilla et al. (2024) analyze the effects of (tougher) supranational versus (softer) national banking supervision following the allocation in 2014 of supervisory responsibilities to the European Central Bank. The first paper uses data from the German credit register to show that (larger) banks under supranational supervision are required to increase regulatory capital for exposures to the same firm compared to (smaller) banks under a local supervisor. The second paper uses data of 15 European credit registers to show that the institutional change leading to the centralization of banking supervision reduced credit supply to firms with very high ex-ante and ex-post credit risk.

Kok et al. (2023) use confidential supervisory data on the 2016 European Union stress test to show that supervisory scrutiny associated to stress testing has a disciplining effect on bank risk-taking. In particular, they find that banks that participated in the stress test subsequently reduced their credit risk relative to banks that were not part of this exercise. Bonfim et al. (2023) exploit a series of large-scale on-site inspections made on the credit portfolios of several Portuguese banks to investigate how these inspections affect banks' future lending decisions. They find that inspected banks become less likely to refinance zombie firms, immediately spurring their default. Abbassi et al. (2024) exploit the European Central Bank's announcement of the 2013 asset quality review to show that reviewed German banks downsized their balance sheets by reducing their supply of credit and securities holdings, a reduction that was especially significant for riskier firms.

Another relevant empirical paper on the disciplining effects of bank supervision is Degryse et al. (2025). They show that the automatic alerts generated by the SupTech application used by the Central Bank of Brazil lead to increased provisions for risky loans and a reduction in lending to riskier borrowers.

Taking together, this empirical literature provides *strong and consistent evidence that increased supervisory intensity leads to a significant reduction in bank risk-taking*. The question that they beg is what is the mechanism whereby supervision has this effect on risk-taking. This is where the main contribution of this paper lies.

In contrast with the huge theoretical literature on bank regulation,¹ the literature on bank supervision is pretty thin. An early contribution is Mailath and Mester (1994). They consider a supervisor’s incentives to close a bank, recognizing the opportunity cost of forgone intermediation if the bank is closed as well as the effect the supervisor’s closure policy on the bank’s risk-taking. They consider two objective functions for the supervisor, maximizing social welfare or minimizing closure costs, showing that even in the first case the lack of commitment power on the part of the supervisor leads to second-best outcomes.

Eisenbach et al. (2016) present a rich framework for the analysis of the interaction between a bank and a supervisor. In this framework, the bank first chooses a risk-taking action, the supervisor observes a signal about the bank’s action and then chooses a corrective action. The final asset return, which determines whether the bank is solvent or fails, depends on both the bank’s and the supervisor’s actions. It is assumed that the bank’s action is costly, and that the supervisor’s monitoring and intervention are also costly. The supervisor also cares about possible negative spillovers from a bank failure. To simplify the model, they assume that the bank’s possible actions as well as the signals possible realizations are binary. Among other results, they show that riskier banks receive more supervisory attention and feature a higher level of intervention than safer banks.²

¹See, for example, Dewatripont and Tirole (1994), Bhattacharya (1998), Hellmann et al. (2000), and Repullo (2004), and Vives (2016).

²Eisenbach et al. (2016) is the working paper version of Eisenbach et al. (2022). One interesting difference between the two papers is that in the working paper the signal of the supervisor is about the bank’s initial action, while in the published paper the signal is about future distress.

Repullo (2018) presents a model in which a central and a local supervisor contribute their efforts to obtain information on the future solvency of a local bank, which is then used by the central supervisor to decide on its early liquidation. This hierarchical model is contrasted with the alternatives of decentralized and centralized supervision, where only the local or the central supervisor collects information and decides on liquidation. The local supervisor has a higher bias against liquidation and a lower cost of getting local information. The paper characterizes the conditions under which hierarchical supervision is the optimal institutional design. In contrast with the current paper, it is assumed that the institutional structure of supervision does not affect bank risk-taking, which is taken to be exogenous. But both papers assume that the joint probability distribution of the liquidation return, the final return, and the supervisory signal is normal, taking advantage of the nice properties of normally distributed random variables.³

Structure of the paper Section 2 presents the model setup. Section 3 characterizes the bank’s choice of risk in the absence of regulation or supervision. Section 4 analyzes the effect of bank capital regulation on risk-taking. Section 5 analyzes the effect of bank supervision on risk-taking. Section 6 analyzes the joint effect of regulation and supervision. Section 7 presents the welfare analysis and Section 8 contains the concluding remarks. Appendix A summarizes some useful properties of the bivariate normal distribution and Appendix B contains the proofs of the propositions.

2 Model setup

Consider an economy with three dates ($t = 0, 1, 2$) and two risk-neutral agents: a bank and a bank supervisor. The bank raises a unit amount of deposits at $t = 0$, and invests them in an asset that has a random *final return* R at $t = 2$. The asset can be liquidated at $t = 1$, in which case it yields a random *liquidation return* L . The liquidation return is only relevant

³Other theoretical papers that have analyzed the institutional structure of bank supervision are Colliard (2016), Calzolari et al. (2019), and Carletti et al. (2020). This last paper is especially interesting because it considers effect of supervisory architecture on bank risk-taking.

for the model with a bank supervisor, which on the basis of supervisory information may liquidate the bank at $t = 1$. Deposits are insured by a deposit insurer that charges a flat premium normalized to zero. The deposit rate is also normalized to zero.

Asset returns are normally distributed with

$$\begin{bmatrix} L \\ R \end{bmatrix} \sim N \left(\bar{R} \begin{bmatrix} a \\ 1 \end{bmatrix}, \sigma^2 \begin{bmatrix} b & c \\ c & 1 \end{bmatrix} \right), \quad (1)$$

where $\bar{R} > 1$, $0 < a < 1$, $0 < b < 1$, and $c > 0$.

Thus, the expected final return $E(R) = \bar{R}$ is greater than the unit face value of the deposits, and it is also greater than the expected liquidation return $E(L) = a\bar{R}$. This means that, in the absence of information at $t = 1$, liquidation would be inefficient. Moreover, the final return R has a higher variance than the liquidation return L , and both returns are positively correlated. These assumptions are very reasonable: uncertainty tends to increase with the passage of time, and the liquidation value of a financial asset (say a loan portfolio) tends to move in line with the final value of the asset. Note that to ensure that the covariance matrix is positive-definite b must be greater than c^2 , so $0 < b < 1$ implies $c < 1$.

The bank chooses at $t = 0$ the risk σ its portfolio. It is assumed that deviating from a reference value $\bar{\sigma} > 0$ entails a nonpecuniary cost for the bank given by

$$c(\sigma) = \frac{\gamma}{2}(\sigma - \bar{\sigma})^2, \quad (2)$$

where $\gamma > 0$.⁴ The interpretation is that $\bar{\sigma}$ characterizes the business model of the bank, and that deviating from it (in either direction) is costly.

3 Laissez-faire

This section characterizes the behavior of the bank in the absence of regulation or supervision. In this case, the objective function of the bank, denoted $v(\sigma)$, is to maximize its expected payoff at $t = 2$ net of the cost of risk-taking, which gives

$$v(\sigma) = \pi(\sigma) - c(\sigma),$$

⁴The cost $c(\sigma)$ is assumed to be nonpecuniary to ensure tractability. Note that increases in σ below $\bar{\sigma}$ increase the expected final return of the investment net of the cost of risk-taking, $\bar{R} - c(\sigma)$, so over this range there is a risk-return trade-off.

where

$$\pi(\sigma) = E[\max\{R - 1, 0\}]$$

is the bank's expected payoff. Note that the cost of risk-taken $c(\sigma)$ is borne by the bank regardless of the final return R .

By assumption (1) we have $R \sim N(\bar{R}, \sigma^2)$, so by the properties of truncated normal distributions (see (12) in Appendix A) we get

$$\pi(\sigma) = E[R - 1 \mid R \geq 1] \Pr(R \geq 1) = (\bar{R} - 1)\Phi\left(\frac{\bar{R} - 1}{\sigma}\right) + \sigma\phi\left(\frac{\bar{R} - 1}{\sigma}\right),$$

where $\phi(x)$ and $\Phi(x)$ are, respectively, the density function and the cumulative distribution function of a standard normal random variable x .

The function $\max\{R - 1, 0\}$ is convex, so by second-order stochastic dominance it follows that $\pi(\sigma)$ is increasing in σ . In particular, using the fact that $\phi'(x) = -x\phi(x)$ one can show that

$$\pi'(\sigma) = \phi\left(\frac{\bar{R} - 1}{\sigma}\right) > 0.$$

Subtracting from the expected payoff $\pi(\sigma)$ the convex cost of risk-taking $c(\sigma)$ allows us to find an interior solution to the maximization of the bank's objective function $v(\sigma)$.

Proposition 1 *The bank's maximization problem has a solution σ^* characterized by the first-order condition*

$$\phi\left(\frac{\bar{R} - 1}{\sigma^*}\right) = \gamma(\sigma^* - \bar{\sigma}). \quad (3)$$

Since the left-hand side of (3) is positive, it must be the case that $\sigma^* > \bar{\sigma}$. Hence, under laissez-faire the bank will have an incentive to increase the risk of its investment above the reference value $\bar{\sigma}$.

Figure 1 plots the bank's expected payoff $\pi(\sigma)$ and objective function $v(\sigma)$, showing the bank's choice of risk σ^* in the absence of regulation or supervision.⁵

⁵The following parameter values are used in all the figures: $\bar{R} = 1.2$, $a = 0.75$, $b = 0.6$, $c = 0.25$, $\bar{\sigma} = 0.2$, and $\gamma = 2$. These values are not intended to provide a calibration of the model, since they are chosen to facilitate the graphical representation of the qualitative results of the paper.

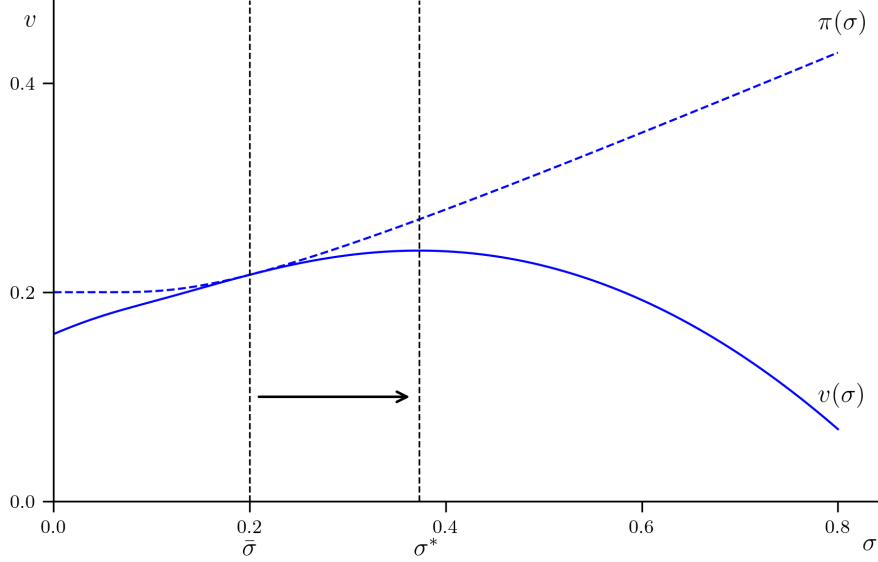


Figure 1. Risk-taking in laissez-faire

This figure plots the bank's expected payoff and objective function, showing the bank's excess risk-taking in the absence of regulation or supervision.

Differentiating the first-order condition (3) yields the following comparative statics results

$$\frac{d\sigma^*}{d\gamma} = \frac{\sigma^* - \bar{\sigma}}{\frac{\partial}{\partial \sigma} \left[\phi \left(\frac{\bar{R}-1}{\sigma} \right) - \gamma(\sigma - \bar{\sigma}) \right] \Big|_{\sigma=\sigma^*}} < 0,$$

$$\frac{d\sigma^*}{d\bar{R}} = - \frac{\frac{1}{\sigma} \phi' \left(\frac{\bar{R}-1}{\sigma} \right)}{\frac{\partial}{\partial \sigma} \left[\phi \left(\frac{\bar{R}-1}{\sigma} \right) - \gamma(\sigma - \bar{\sigma}) \right] \Big|_{\sigma=\sigma^*}} < 0,$$

where we have used that $\sigma^* - \bar{\sigma} > 0$, $\bar{R} - 1 > 0$, and the fact that the denominator of these expressions is negative by the second-order condition that characterizes the solution σ^* .

Thus, increases in the cost of deviating from the reference value $\bar{\sigma}$ and increases in the expected return of the asset reduce the bank's choice of risk. To the extent that the expected return \bar{R} can be taken as a proxy for the bank's market power, this second result is consistent with the classical "charter value" view on the determinants of banks' risk-taking.

4 Bank capital regulation

This section analyzes the bank's choice of risk when it is subject to a regulation that requires to fund at least a fraction $\bar{k} \in (0, 1)$ of its investment with equity capital. As it is standard in the literature, I assume that capital is more costly than deposits, and denote by $\delta > 0$ the excess cost of capital.⁶

The bank's objective function now becomes

$$v(\sigma; k) = \pi(\sigma; k) - c(\sigma),$$

where

$$\pi(\sigma; k) = E[\max\{R - (1 - k), 0\}] - (1 + \delta)k$$

is the bank's expected payoff, $k \geq \bar{k}$ is the bank's capital, and $1 - k$ its deposit liabilities. Note that the bank shareholders incur the cost $(1 + \delta)k$ regardless of whether the final return R is greater or smaller than $1 - k$.

Differentiating $\pi(\sigma; k)$ with respect to k gives

$$\frac{\partial \pi(\sigma; k)}{\partial k} = \frac{\partial}{\partial k} \int_{1-k}^{\infty} [R - (1 - k)] \phi\left(\frac{R - \bar{R}}{\sigma}\right) dR - (1 + \delta) = \Phi\left(\frac{\bar{R} - (1 - k)}{\sigma}\right) - (1 + \delta) < 0.$$

Thus, the capital requirement will always be binding. Given this result, I will henceforth simply let k denote the capital requirement (instead of \bar{k}).

As in the laissez-faire case, by the properties of truncated normal distributions we get

$$\pi(\sigma; k) = [\bar{R} - (1 - k)] \Phi\left(\frac{\bar{R} - (1 - k)}{\sigma}\right) + \sigma \phi\left(\frac{\bar{R} - (1 - k)}{\sigma}\right) - (1 + \delta)k. \quad (4)$$

Proposition 2 *For any capital requirement k , the bank's maximization problem has a solution $\sigma^*(k)$ characterized by the first-order condition*

$$\phi\left(\frac{\bar{R} - (1 - k)}{\sigma^*}\right) = \gamma(\sigma^* - \bar{\sigma}). \quad (5)$$

⁶It should be noted that with insured deposits this assumption would not be strictly needed, so we could assume $\delta = 0$.

Note that, as in the laissez-faire case, we have $\sigma^*(k) > \bar{\sigma}$. Thus, regardless of the capital requirement k the bank will have an incentive to increase the risk of its investment above the reference value $\bar{\sigma}$.

Differentiating the first-order condition (5) gives

$$\frac{d\sigma^*(k)}{dk} = - \frac{\frac{1}{\sigma} \phi' \left(\frac{\bar{R} - (1-k)}{\sigma^*(k)} \right)}{\frac{\partial}{\partial \sigma} \left[\phi \left(\frac{\bar{R} - (1-k)}{\sigma} \right) - \gamma(\sigma - \bar{\sigma}) \right] \Big|_{\sigma=\sigma^*(k)}} < 0,$$

where we have used that $\bar{R} - (1-k) > \bar{R} - 1 > 0$, and the fact that the denominator of this expression is negative by the second-order condition that characterizes the solution $\sigma^*(k)$. Thus, an increase in the capital requirement k reduces the bank's risk-taking.

Figure 2 shows the bank's expected payoff and objective function without (in blue) and with (in green) a capital requirement k .⁷ The introduction of a capital requirement shifts down both functions, reflecting the increase in the cost of funding and the reduction in the deposit insurance subsidy. Moreover, due to a "skin in the game" effect, the bank chooses a lower level of risk compared to the laissez-faire case.

Figure 3 plots the function $\sigma^*(k)$, showing the effect of the capital requirement k (in the horizontal axis) on the bank's choice of risk σ^* (in the vertical axis). The function $\sigma^*(k)$ is decreasing, with $\sigma^*(0)$ corresponding to the choice of risk in laissez-faire.

The results obtained so far on the bank's incentives for excess risk-taking and the effect of capital requirements in ameliorating them are fairly standard, except for the specific model setup. The novel contribution of this paper is to show how this setup can be used to analyze the effect of bank supervision on risk-taking, which is done in the next section.

⁷In this figure I set the capital requirement $k = 0.1$ and the excess cost of capital $\delta = 0.1$. The rest of the parameters are as stated in footnote 4.

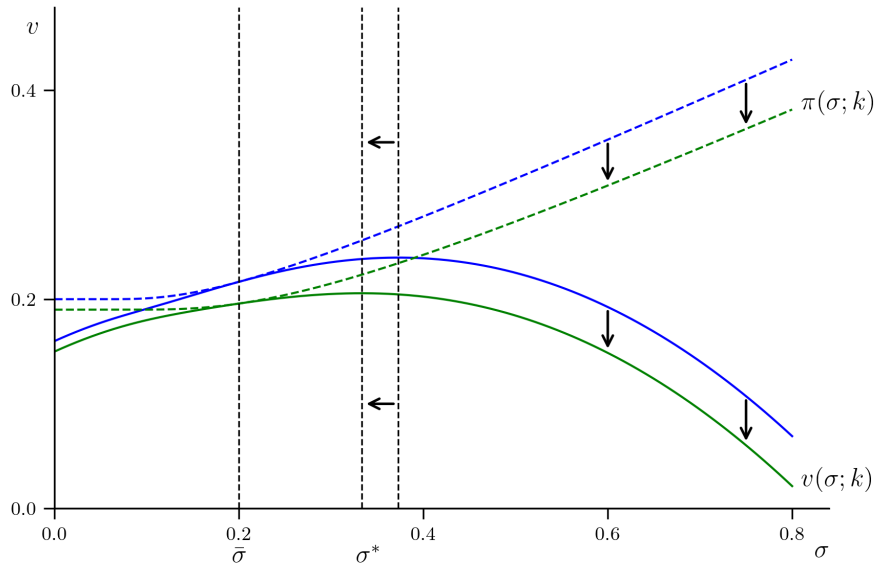


Figure 2. Risk-taking with a capital requirement

This figure plots the bank's expected payoff and objective function without (blue lines) and with (green lines) a capital requirement, showing its effect in reducing the bank's excess risk-taking.

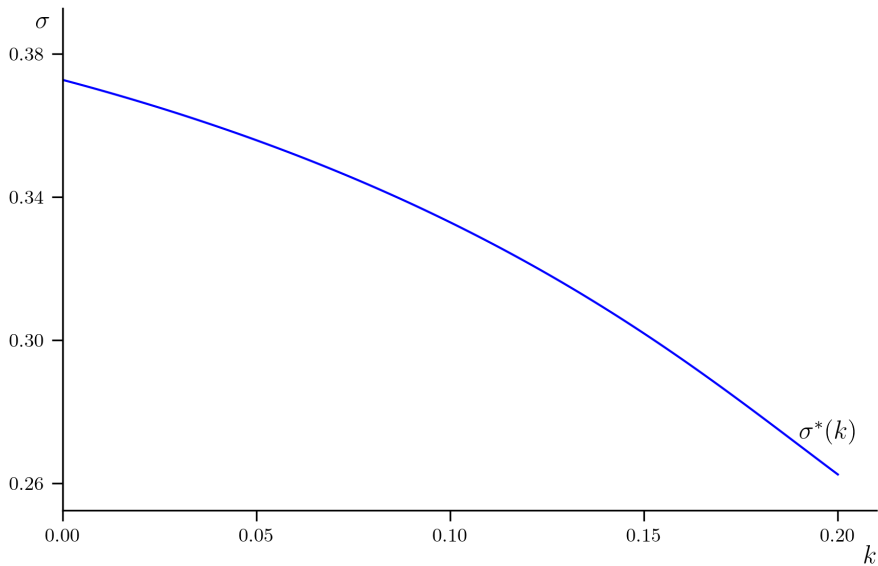


Figure 3. Effect of capital requirements on risk-taking

This figure shows the relationship between the capital requirement (in the horizontal axis) and the bank's choice of risk (in the vertical axis).

5 Bank supervision

I now introduce a bank supervisor that observes at $t = 1$ a *nonverifiable signal*

$$s = R + \varepsilon \tag{6}$$

of the final return R of the bank's investment. The noise term ε is assumed to be independent of the liquidation return L and the final return R , and has a distribution $N(0, \theta\sigma^2)$. The higher the value of θ the lower the quality (technically the precision) of the supervisory information. When $\theta = 0$ the supervisor observes at $t = 1$ the final return R that will obtain at $t = 2$, while when $\theta \rightarrow \infty$ the signal is completely uninformative.

It should be noted that the signal s is not about the choice of σ by the bank at $t = 0$, but about the consequences of this choice in terms of a particular value of the final return R at $t = 2$. Arguably, this provides a better approximation to the actual behavior of bank supervisors who care about risk-taking only to the extent that it may lead to low return realizations.

By assumptions (1) and (6) we have $s \sim N(\bar{R}, (1 + \theta)\sigma^2)$, $\text{Cov}(R, s) = \text{Var}(R) = \sigma^2$, and $\text{Cov}(L, s) = \text{Cov}(L, R) = c\sigma^2$. Hence, the joint probability distribution of the liquidation return L , the final return R , and the supervisory signal s is

$$\begin{bmatrix} L \\ R \\ s \end{bmatrix} \sim N \left(\bar{R} \begin{bmatrix} a \\ 1 \\ 1 \end{bmatrix}, \sigma^2 \begin{bmatrix} b & c & c \\ c & 1 & 1 \\ c & 1 & 1 + \theta \end{bmatrix} \right). \tag{7}$$

I assume that the supervisor closes the bank at $t = 1$ when, on the basis of the signal s , it assesses that the bank is *failing or likely to fail*, that is when the conditional expected final return $E(R | s)$ is smaller than the unit face value of the deposits.⁸ By the properties

⁸According to the Banking Supervision guidelines of the European Central Bank, “there are four reasons why a bank can be declared failing or likely to fail: (i) it no longer fulfils the requirements for authorization by the supervisor, (ii) it has more liabilities than assets, (iii) it is unable to pay its debts as they fall due, and (iv) it requires extraordinary financial public support. At the time of declaring a bank as failing or likely to fail, one of the above conditions must be met or be likely to be met.” In our setup, the supervisor assesses that the bank has “more liabilities than assets” whenever $E(R | s) < 1$.

of normal distributions (see (11) in Appendix A)

$$E(R | s) = \bar{R} + \frac{s - \bar{R}}{1 + \theta} < 1$$

if and only if

$$s < \hat{s} = 1 - \theta(\bar{R} - 1). \quad (8)$$

Note that the higher the parameter θ that characterizes the variance of the noise in the supervisory information, the lower the liquidation threshold \hat{s} and hence the softer the supervisor.⁹

I assume that if the bank is declared failing or likely to fail, the supervisor uses the liquidation proceeds to cover deposit insurance payouts, so the bank gets a zero payoff upon liquidation. Under this assumption, the bank's objective function becomes

$$v(\sigma; \hat{s}) = \pi(\sigma; \hat{s}) - c(\sigma),$$

where

$$\pi(\sigma; \hat{s}) = E[R - 1 | R \geq 1 \text{ and } s \geq \hat{s}] \Pr(R \geq 1 \text{ and } s \geq \hat{s})$$

is the bank's expected payoff when the supervisor liquidates the bank upon observing a signal $s < \hat{s}$.

Using the properties of truncated bivariate normal distributions (see (13) in Appendix A) we have

$$\begin{aligned} \pi(\sigma; \hat{s}) &= (\bar{R} - 1) \Phi\left(\frac{\bar{R} - 1}{\sigma}, \frac{\bar{R} - \hat{s}}{\sigma\sqrt{1 + \theta}}; \frac{1}{\sqrt{1 + \theta}}\right) + \sigma\phi\left(\frac{\bar{R} - 1}{\sigma}\right) \Phi\left(\frac{1 - \hat{s}}{\sigma\sqrt{\theta}}\right) \\ &\quad + \frac{\sigma}{\sqrt{1 + \theta}} \phi\left(\frac{\bar{R} - \hat{s}}{\sigma\sqrt{1 + \theta}}\right) \Phi\left(\frac{\hat{s} - 1 + \theta(\bar{R} - 1)}{\sigma\sqrt{\theta(1 + \theta)}}\right), \end{aligned}$$

where $\Phi(\cdot, \cdot; \rho)$ is the cumulative distribution function of a standard bivariate normal distribution with correlation coefficient ρ .¹⁰ Substituting $\hat{s} = 1 - \theta(\bar{R} - 1)$ from (8) into this

⁹Interestingly, the threshold \hat{s} does not depend on the bank's choice of risk σ . This might not hold for alternative specifications of the probability distribution of signals and returns.

¹⁰The correspondence between the variables in the expression in the Appendix and the variables in the model is as follows: $x_1 = R - 1$, $x_2 = s$, $\mu_1 = \bar{R} - 1$, $\mu_2 = \bar{R}$, $\sigma_1 = \sigma$, $\sigma_2 = \sigma\sqrt{1 + \theta}$, $\rho = 1/\sqrt{1 + \theta}$, $\hat{x}_1 = 0$, and $\hat{x}_2 = \hat{s}$.

expression then gives

$$\begin{aligned} \pi(\sigma; \theta) = & (\bar{R} - 1)\Phi\left(\frac{\bar{R} - 1}{\sigma}, \frac{\sqrt{1 + \theta}(\bar{R} - 1)}{\sigma}; \frac{1}{\sqrt{1 + \theta}}\right) + \sigma\phi\left(\frac{\bar{R} - 1}{\sigma}\right)\Phi\left(\frac{\sqrt{\theta}(\bar{R} - 1)}{\sigma}\right) \\ & + \frac{\sigma}{2\sqrt{1 + \theta}}\phi\left(\frac{\sqrt{1 + \theta}(\bar{R} - 1)}{\sigma}\right). \end{aligned}$$

Figure 4 shows the bank's expected payoff and objective function without (in blue) and with (in red) a supervisor that uses the failing or likely to fail threshold \hat{s} .¹¹ The effect of bank supervision is similar to that of bank capital regulation analyzed in Section 4: both functions are shifted down, in this case because of the negative effect of the possible early liquidation on the bank's expected payoff. Moreover, the numerical results show that the bank chooses a lower level of risk compared to the laissez-faire case.

Let us now define

$$\sigma^*(\theta) = \arg \max_{\sigma} v(\sigma; \theta)$$

as the bank's choice of risk when the variance of the noise parameter in the supervisory signal is θ . To analyze the effect of supervisory noise on risk-taking, it is useful to start with the limit cases $\theta = 0$ and $\theta \rightarrow \infty$.

When $\theta = 0$ the supervisor observes at $t = 1$ the value of the final return R that will obtain at $t = 2$. Moreover, the liquidation threshold defined in (8) becomes $\hat{s} = 1$, which coincides with the value of the bank's liabilities. This means that the bank would be liquidated by the supervisor at $t = 1$ if and only if the bank would fail at $t = 2$. Supervision would not have any effect on the bank's choice of risk, which would be identical to the one in laissez-faire.

When $\theta \rightarrow \infty$ the liquidation threshold defined in (8) satisfies $\hat{s} \rightarrow -\infty$, which means that the supervisor would never liquidate the bank at $t = 1$. Once again, supervision would not have any effect on the bank's choice of risk, which would be identical to the one in laissez-faire.

¹¹In this figure I take $\theta = 1$. The rest of the parameters are as stated in footnote 4.

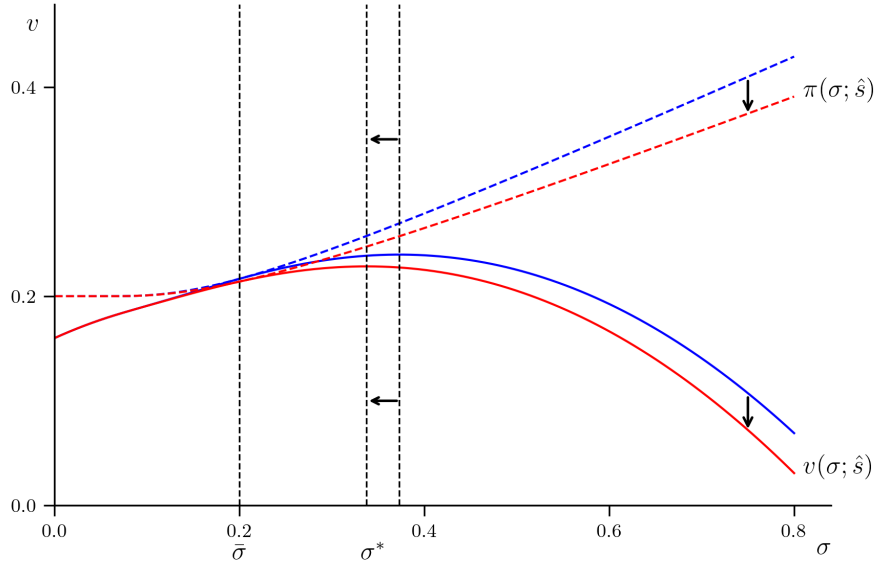


Figure 4. Risk-taking with bank supervision

This figure plots bank's expected payoff and objective function without (blue lines) and with (red lines) a supervisor that uses the failing or likely to fail threshold, showing its effect in reducing the bank's excess risk-taking.

Thus, in the two limit cases of perfectly informative ($\theta = 0$) and perfectly uninformative ($\theta \rightarrow \infty$) supervisory information the bank's choice of risk is the same as in laissez-faire. At the same time, Figure 5 shows that for $0 < \theta < \infty$ the bank chooses a lower level of risk compared to the laissez-faire case, so $\sigma^*(\theta)$ cannot be monotonic.

Figure 5 plots the function $\sigma^*(\theta)$, showing that the effect of parameter θ (in the horizontal axis) on the bank's choice of risk σ^* (in the vertical axis) is U-shaped, first decreasing and then increasing, with $\sigma^*(0)$ and $\lim_{\theta \rightarrow \infty} \sigma^*(\theta)$ equal to the choice of risk in laissez-faire. Thus, when θ is small, higher noise in the supervisory information leads to lower lower risk-taking. Conversely, when θ is large, higher noise in the supervisory information leads to higher risk-taking.

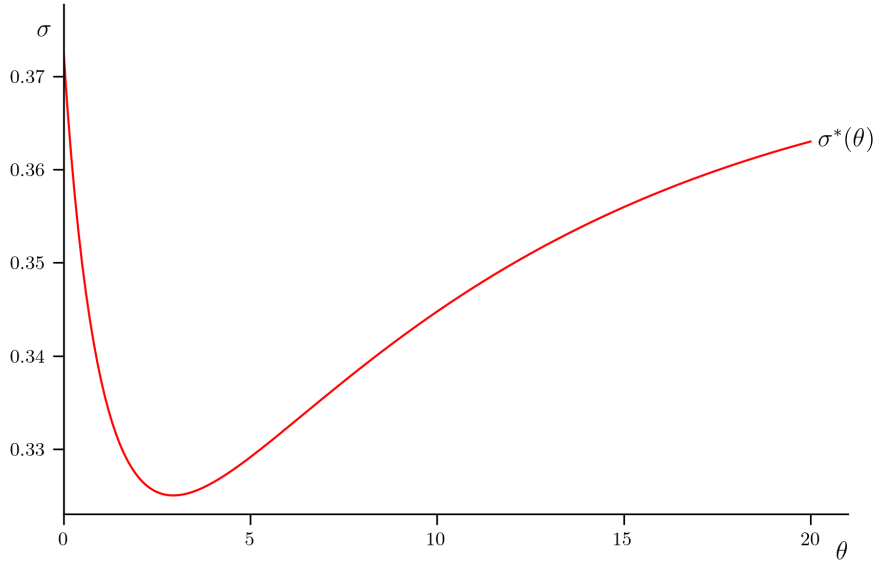


Figure 5. Effect of variance of noise on risk-taking

This figure shows the relationship between the variance of noise parameter in the supervisor's signal (in the horizontal axis) and the bank's choice of risk (in the vertical axis).

To explain why the disciplining effects of bank supervision come from the fact that supervisory information is noisy, consider Figure 6. The four panels plot regions with the final return R in the horizontal axis and the noise in the supervisory signal ε in the vertical axis. Panel A shows the region with $R < 1$ where the bank would fail at $t = 2$, and Panel B the region with $s = R + \varepsilon < \hat{s}$ where the bank is liquidated by the supervisor at $t = 1$. The key intersection region in Panel C shows the combinations of R and ε for which the bank is liquidated at $t = 1$ but it would have been solvent at $t = 2$. In this region, the supervisor makes a type I (or false positive) error, liquidating the bank when it should have been allowed to continue. This error is due to a large negative realization of the noise term ε , which worsens the signal s observed by the supervisor. Finally, Panel D shows the effect of an increase in the variance of the noise parameter θ , which according to (8) reduces the liquidation threshold \hat{s} .

An increase in θ has two effects. First, it reduces the size of the key region in Figure 6, where the bank is erroneously liquidated at $t = 1$. Second, it makes it more likely that

large negative values of the noise ε in the supervisory signal s are realized. The first effect tends to increase the risk σ chosen by the bank, while the second effect goes in the opposite direction. Our results in Figure 5 show that the first (second) effect dominates when θ is large (small).

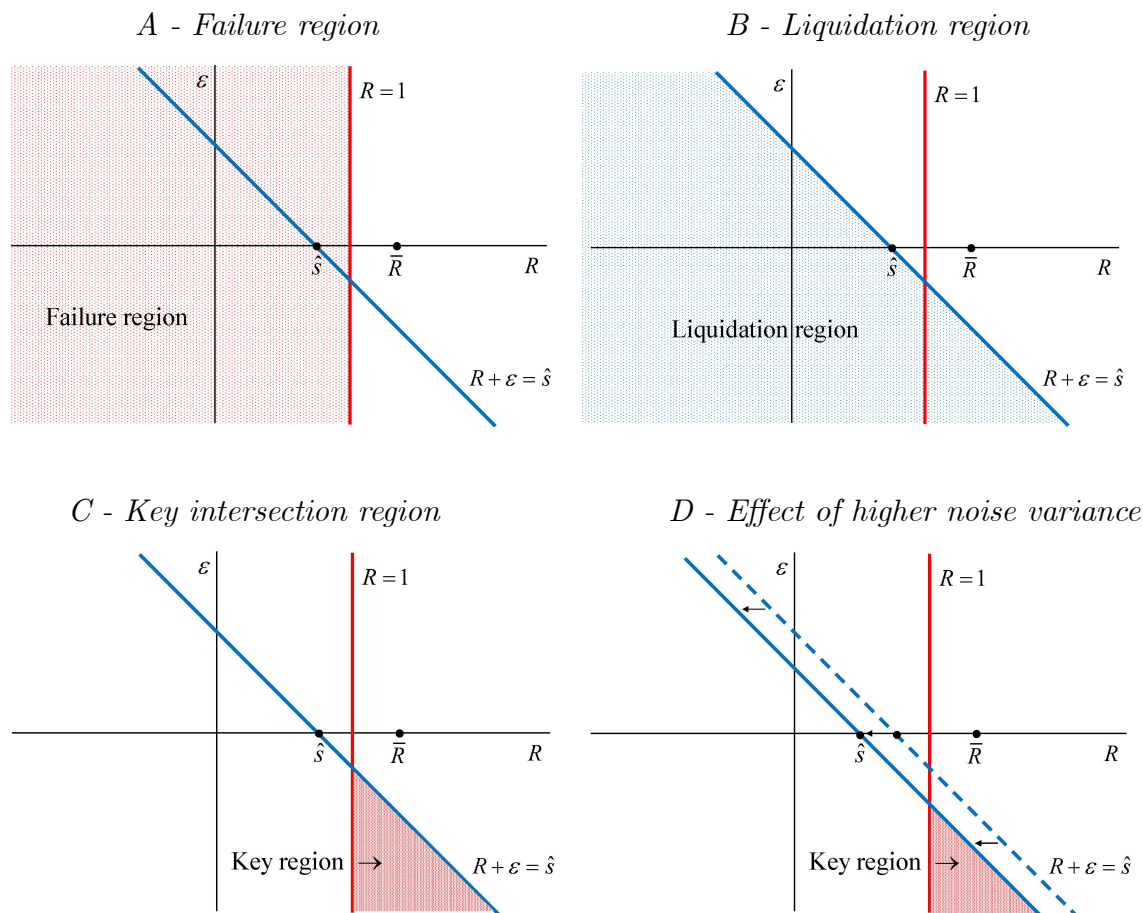


Figure 6. Failure and liquidation regions

This figure plots regions in a space with the final bank return in the horizontal axis and the noise in the supervisory signal in the vertical axis. Panel A shows the region where the bank would fail at $t = 2$. Panel B shows the region where the bank would be liquidated by the supervisor at $t = 1$. Panel C shows the key region where a solvent bank at $t = 2$ would be liquidated at $t = 1$. Panel D shows the effect on the region in Panel C of an increase in the variance of the noise parameter.

Summing up, this section has analyzed the bank's choice of risk when there is a supervisor that observes a signal s on the final return R of the bank's investment, liquidating

the bank when the signal indicates that the bank is failing or likely to fail. The presence of a supervisor leads the bank to choose a lower level of risk, compared to laissez-faire. Thus, *supervision is effective in ameliorating the bank's risk-shifting incentives*. Moreover, for sufficiently high quality of the supervisory information, *higher noise in the supervisory information is conducive to lower risk-taking*.

6 Bank supervision with capital requirements

This section analyzes the effect of supervision when the bank is subject to a minimum capital requirement k . In this case the supervisor liquidates the bank at $t = 1$ when it observes a signal s such that the expected final return $E(R | s)$ is smaller than the face value of the deposits, which is now $1 - k$. Thus, we have

$$E(R | s) = \bar{R} + \frac{s - \bar{R}}{1 + \theta} < 1 - k$$

if and only if

$$s < \hat{s}(k) = 1 - k - \theta[\bar{R} - (1 - k)]. \quad (9)$$

Since the threshold $\hat{s}(k)$ is decreasing in k , the range of signals for which the bank is assessed to be failing or likely to fail is smaller. In other words, the supervisor becomes softer when the bank has a capital buffer. As before, the higher the parameter θ that characterizes the variance of the noise of the supervisory information, the lower the liquidation threshold $\hat{s}(k)$ and hence the softer the supervisor.

The bank's objective function now becomes

$$v(\sigma; k, \hat{s}(k)) = \pi(\sigma; k, \hat{s}(k)) - c(\sigma),$$

where

$$\pi(\sigma; k, \hat{s}(k)) = E[R - (1 - k) | R \geq 1 - k \text{ and } s \geq \hat{s}(k)] \Pr(R \geq 1 - k \text{ and } s \geq \hat{s}(k)) - (1 + \delta)k.$$

is the bank's expected payoff when it is subject to a capital requirement k and the supervisor uses the failing or likely to fail threshold $\hat{s}(k)$.

Using the properties of truncated bivariate normal distributions (see (13) in Appendix A) we have

$$\begin{aligned}\pi(\sigma; k, \widehat{s}(k)) &= [\bar{R} - (1 - k)]\Phi\left(\frac{\bar{R} - (1 - k)}{\sigma}, \frac{\bar{R} - \widehat{s}(k)}{\sigma\sqrt{1 + \theta}}; \frac{1}{\sqrt{1 + \theta}}\right) \\ &\quad + \sigma\phi\left(\frac{\bar{R} - (1 - k)}{\sigma}\right)\Phi\left(\frac{1 - k - \widehat{s}(k)}{\sigma\sqrt{\theta}}\right) \\ &\quad + \frac{\sigma}{\sqrt{1 + \theta}}\phi\left(\frac{\bar{R} - \widehat{s}(k)}{\sigma\sqrt{1 + \theta}}\right)\Phi\left(\frac{\widehat{s}(k) - (1 - k) + \theta[\bar{R} - (1 - k)]}{\sigma\sqrt{\theta(1 + \theta)}}\right) - (1 + \delta)k,\end{aligned}$$

where $\Phi(\cdot, \cdot; \rho)$ is the cumulative distribution function of a standard bivariate normal distribution with correlation coefficient ρ .¹² Substituting $\widehat{s}(k) = 1 - k - \theta[\bar{R} - (1 - k)]$ from (9) into this expression then gives

$$\begin{aligned}\pi(\sigma; k, \theta) &= [\bar{R} - (1 - k)]\Phi\left(\frac{\bar{R} - (1 - k)}{\sigma}, \frac{\sqrt{1 + \theta}[\bar{R} - (1 - k)]}{\sigma}; \frac{1}{\sqrt{1 + \theta}}\right) \\ &\quad + \sigma\phi\left(\frac{\bar{R} - (1 - k)}{\sigma}\right)\Phi\left(\frac{\sqrt{\theta}[\bar{R} - (1 - k)]}{\sigma}\right) \\ &\quad + \frac{\sigma}{2\sqrt{1 + \theta}}\phi\left(\frac{\sqrt{1 + \theta}[\bar{R} - (1 - k)]}{\sigma}\right) - (1 + \delta)k.\end{aligned}$$

Let us now define

$$\sigma^*(k; \theta) = \arg \max_{\sigma} [\pi(\sigma; k, \theta) - c(\sigma)]$$

as the bank's choice of risk when it is subject to a capital requirement k and the parameter that characterizes the variance of the noise in the supervisory signal is θ .

Figure 7 plots the function $\sigma^*(k; \theta)$, showing the effect of the capital requirement k (in the horizontal axis) on the bank's choice of risk for $\theta \rightarrow \infty$ (no supervision) and $\theta = 1$ (supervision). Both functions are decreasing, so higher capital requirements reduce the bank's choice of risk. Moreover, for any level of the capital requirement, bank supervision has an additional ameliorating effect on risk-taking.

¹²The correspondence between the variables in the expression in the Appendix and the variables in the model is as follows: $x_1 = R - (1 - k)$, $x_2 = s$, $\mu_1 = \bar{R} - (1 - k)$, $\mu_2 = \bar{R}$, $\sigma_1 = \sigma$, $\sigma_2 = \sigma\sqrt{1 + \theta}$, $\rho = 1/\sqrt{1 + \theta}$, $\widehat{x}_1 = 0$, and $\widehat{x}_2 = \widehat{s}(k)$.

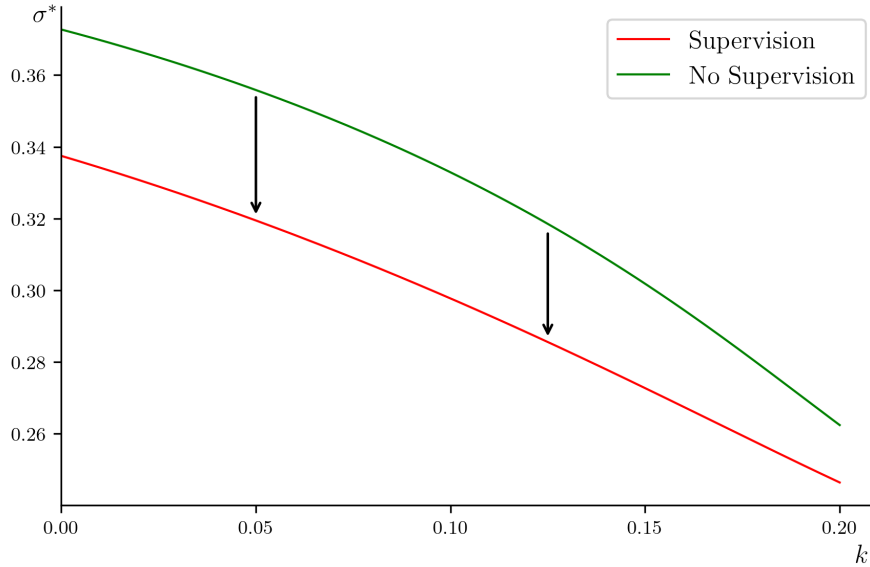


Figure 7. Effect of capital requirements and supervision on risk-taking

This figure shows the relationship between the capital requirement (in the horizontal axis) and the bank's choice of risk (in the vertical axis) with and without supervision.

The conclusion that follows from this analysis is that the effects of supervision on risk-taking are more significant when the capital requirement is low. It also follows that, for any given quality of the supervisory information, one could target a desired level of safety and soundness by adjusting the capital requirement.

7 Welfare analysis

I next turn to the welfare analysis of bank regulation and supervision. For this analysis I assume that (i) bank liquidation at $t = 1$ or failure at $t = 2$ does not entail any externalities, (ii) bank supervision is costless, and (iii) the deposit insurer can fund its payouts with lump sum taxation. Under these assumptions social welfare is simply the expected payoff of the investment, taking into account the liquidation threshold of the supervisor, minus the sum of bank's cost of risk-taking $c(\sigma)$, the excess cost of bank capital δk , and the unit cost of the investment.

Then, the welfare associated with a capital requirement k and a supervisory information characterized by a variance of the noise parameter θ is

$$w(k; \theta) = E(R | s \geq \hat{s}) \Pr(s \geq \hat{s}) + E(L | s < \hat{s}) \Pr(s < \hat{s}) - c(\sigma^*) - \delta k - 1, \quad (10)$$

where \hat{s} is the liquidation threshold given by (9) and $\sigma^* = \sigma^*(k; \theta)$ is the bank's choice of risk.

By the properties of truncated bivariate normal distributions (see (14) and (15) in Appendix A) we have

$$E(R | s \geq \hat{s}) \Pr(s \geq \hat{s}) = \bar{R}\Phi\left(\frac{\bar{R} - \hat{s}}{\sigma^*\sqrt{1+\theta}}\right) + \frac{\sigma^*}{\sqrt{1+\theta}}\phi\left(\frac{\bar{R} - \hat{s}}{\sigma^*\sqrt{1+\theta}}\right),$$

and

$$E(L | s < \hat{s}) \Pr(s < \hat{s}) = a\bar{R}\Phi\left(\frac{\hat{s} - \bar{R}}{\sigma^*\sqrt{1+\theta}}\right) - \frac{\sigma^*c}{\sqrt{1+\theta}}\phi\left(\frac{\hat{s} - \bar{R}}{\sigma^*\sqrt{1+\theta}}\right),$$

where we have used the fact that by (7) the standard deviation of R is σ , the correlation coefficient between R and s is $1/\sqrt{1+\theta}$, the standard deviation of L is $\sigma\sqrt{b}$, and the correlation coefficient between L and s is $c/\sqrt{b(1+\theta)}$.

Substituting the threshold \hat{s} from (9) into these expressions, plugging them into (10) and rearranging gives

$$\begin{aligned} w(k; \theta) &= a\bar{R} + (1-a)\bar{R}\Phi\left(\frac{\sqrt{1+\theta}[\bar{R} - (1-k)]}{\sigma^*}\right) \\ &\quad + \frac{\sigma(1-c)}{\sqrt{1+\theta}}\phi\left(\frac{\sqrt{1+\theta}[\bar{R} - (1-k)]}{\sigma^*}\right) - c(\sigma^*) - \delta k - 1. \end{aligned}$$

Figure 8 plots the function $w(k)$, showing the effect of the capital requirement k (in the horizontal axis) on social welfare for $\theta \rightarrow \infty$ (no supervision), $\theta = 1$ (higher quality of the supervisory information), and $\theta = 2$ (lower quality of the supervisory information). Note that $\theta = 1$ and $\theta = 2$ are chosen so that $\sigma^*(0; 1) > \sigma^*(0; 2)$, that is in the downward sloping part of the function $\sigma^*(0; \theta)$ plot in Figure 5, and that $k = 0$ and $\theta \rightarrow \infty$ correspond to social welfare under *laissez-faire*.¹³

¹³In this figure I take $\delta = 0.1$. The rest of the parameters are as stated in footnote 4.

The results show that, for any level of the capital requirement, *bank supervision has a positive effect on social welfare*. Moreover, when the capital requirement is low, it is better to have a better informed supervisor, while when the capital requirement is high, it is better to have a worse informed supervisor. In other words, from a welfare perspective, *supervision and regulation are substitutes*.

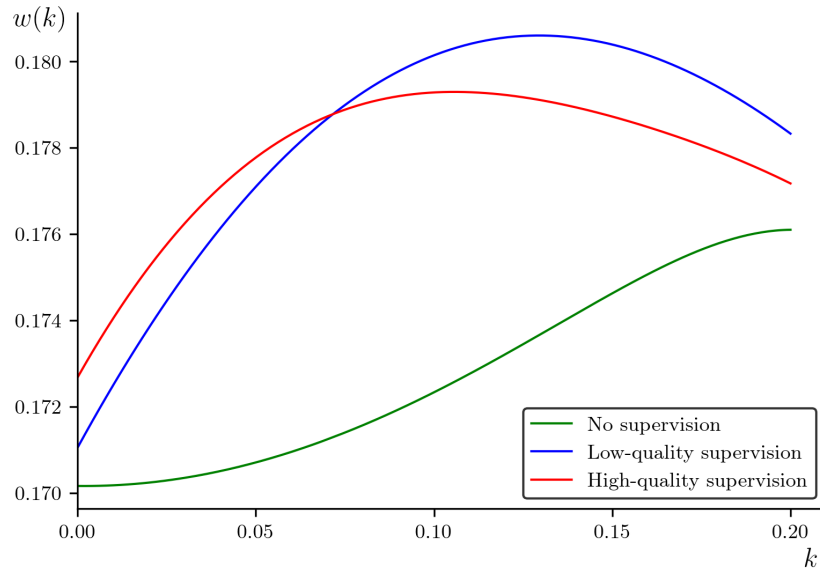


Figure 8. Welfare effects of regulation and supervision

This figure shows the relationship between the capital requirement (in the horizontal axis) and social welfare (in the vertical axis) with no supervision (in green), a high quality of the supervisory information (in red), and a low quality of the supervisory information (in blue).

8 Concluding remarks

This paper presents a model of the interaction between a bank that chooses the risk of its investment portfolio and a supervisor that collects nonverifiable information on the future solvency of the bank and, based on of this information, may decide on its early liquidation. The paper characterizes the liquidation decision of the supervisor and the risk-taking decision of the bank. In line with recent empirical literature, the paper shows that supervision is

effective in ameliorating the bank's risk-shifting incentives, and that higher noise in the supervisory information may be conducive to lower risk-taking. The paper also analyzes the interaction between regulation, in the form of capital requirements, and supervision, showing that the ameliorating effects of supervision on bank risk-taking are more significant when the capital requirement is low. Finally, the paper provides a welfare analysis of regulation and supervision, showing that, for any level of the capital requirement, bank supervision has a positive effect on social welfare and that, from a welfare perspective, supervision and regulation are substitutes.

I would like to conclude with a few remarks. First, the model assumes that the supervisor follows a failing or likely to fail rule to decide on liquidation. But it could be used to analyze softer rules. In particular, for the model without capital requirements (and similarly for the model with them), one could assume that the supervisor closes the bank at $t = 1$ when

$$E(R | s) = \bar{R} + \frac{s - \bar{R}}{1 + \theta} < 1 - \nu,$$

where ν is a parameter that captures a bias against liquidation. This implies a lower threshold for liquidation given by

$$\hat{s}(\nu) = 1 - \nu - \theta(\bar{R} - 1 + \nu).$$

Figure 9 shows that, for any quality of the supervisory information, a softer supervisor that uses the threshold $\hat{s}(\nu)$ leads to higher risk-taking. Thus, the model provides a rationale for some of the empirical results presented in Section 1.¹⁴

Second, the closure of a bank by a supervisor using the failing or likely to fail need not imply liquidation, since it could lead to the transfer of the bank to another authority (such as the Federal Deposit Insurance Corporation in the US or the Single Resolution Board in the European Union) that would decide between resolution and liquidation. In this case the bank would only be liquidated if it is efficient to do so, that is when the conditional expected liquidation return is greater than the conditional expected final return. Either way, the bank shareholders would be wiped out (and the management fired), which is key for controlling risk-taking incentives.

¹⁴In this figure I take $\nu = 0.05$. The rest of the parameters are as stated in footnote 4.

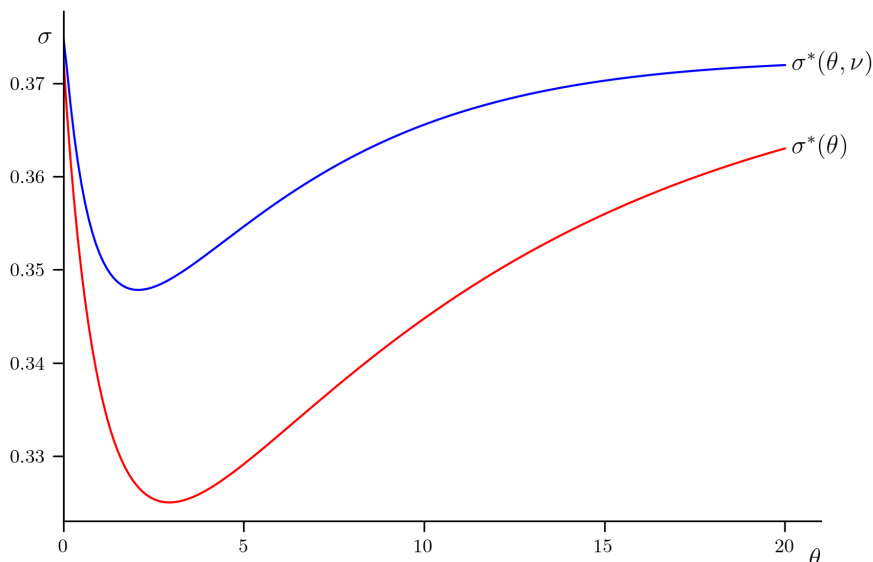


Figure 9. Effect of a softer supervisor

This figure shows the relationship between the variance of noise parameter in the supervisor's signal (in the horizontal axis) and the bank's choice of risk (in the vertical axis) for a tougher (red line) and a softer (blue line) supervisor.

Third, there is an additional role of supervision that it is not taken into account in these results, namely ensuring the compliance with the regulation. Our focus is on the assessment of solvency by gathering confidential supervisory information and the use of this information to take corrective actions (in our case liquidation). But the very significant effects of regulation on risk-shifting incentives require that it be properly enforced, which is a key role of bank supervision.

Finally, the model is static, but one could easily construct a dynamic version with endogenous charter values. As it is well known in the banking literature (see, for example, Repullo, 2004), charter values (the discounted value of future rents) provide incentives for prudent bank behavior, so one would expect that the effect of both regulation and supervision be more muted.

Appendix

A Some useful properties of normal distributions

This Appendix summarizes four properties of the expectation of normal random variables used in the paper.¹⁵ Consider a pair (x_1, x_2) of random variables with

$$\begin{bmatrix} x_1 \\ x_2 \end{bmatrix} \sim N \left(\begin{bmatrix} \mu_1 \\ \mu_2 \end{bmatrix}, \begin{bmatrix} \sigma_1^2 & \rho\sigma_1\sigma_2 \\ \rho\sigma_1\sigma_2 & \sigma_2^2 \end{bmatrix} \right),$$

where $-1 < \rho < 1$.

The first property is the expectation of x_1 conditional on x_2 , which is

$$E(x_1 | x_2) = \mu_1 + \frac{\rho\sigma_1}{\sigma_2}(x_2 - \mu_2). \quad (11)$$

The second property is the expectation of x_1 conditional on $x_1 \geq \hat{x}_1$, which is

$$E(x_1 | x_1 \geq \hat{x}_1) = \mu_1 + \sigma_1 \frac{\phi\left(\frac{\mu_1 - \hat{x}_1}{\sigma_1}\right)}{\Phi\left(\frac{\mu_1 - \hat{x}_1}{\sigma_1}\right)}.$$

Since

$$\Pr(x_1 \geq \hat{x}_1) = \Phi\left(\frac{\mu_1 - \hat{x}_1}{\sigma_1}\right),$$

this implies

$$E(x_1 | x_1 \geq \hat{x}_1) \Pr(x_1 \geq \hat{x}_1) = \mu_1 \Phi\left(\frac{\mu_1 - \hat{x}_1}{\sigma_1}\right) + \sigma_1 \phi\left(\frac{\mu_1 - \hat{x}_1}{\sigma_1}\right). \quad (12)$$

The third property is the expectation of x_1 conditional on $x_1 \geq \hat{x}_1$ and $x_2 \geq \hat{x}_2$, which is

$$\begin{aligned} E(x_1 | x_1 \geq \hat{x}_1 \text{ and } x_2 \geq \hat{x}_2) &= \mu_1 + \frac{\sigma_1}{F(\hat{x}_1, \hat{x}_2)} \phi\left(\frac{\hat{x}_1 - \mu_1}{\sigma_1}\right) \Phi\left(\frac{\rho\frac{\hat{x}_1 - \mu_1}{\sigma_1} - \frac{\hat{x}_2 - \mu_2}{\sigma_2}}{\sqrt{1 - \rho^2}}\right) \\ &\quad + \frac{\rho\sigma_1}{F(\hat{x}_1, \hat{x}_2)} \phi\left(\frac{\hat{x}_2 - \mu_2}{\sigma_2}\right) \Phi\left(\frac{\rho\frac{\hat{x}_2 - \mu_2}{\sigma_2} - \frac{\hat{x}_1 - \mu_1}{\sigma_1}}{\sqrt{1 - \rho^2}}\right) \end{aligned}$$

where

$$F(\hat{x}_1, \hat{x}_2) = \Pr(x_1 \geq \hat{x}_1 \text{ and } x_2 \geq \hat{x}_2) = \Phi\left(\frac{\mu_1 - \hat{x}_1}{\sigma_1}, \frac{\mu_2 - \hat{x}_2}{\sigma_2}; \rho\right)$$

¹⁵See the Appendix in Maddala (1983). He cites the work of Rosenbaum (1961) for the moments of the truncated bivariate normal distribution.

and $\Phi(\cdot, \cdot; \rho)$ is the cumulative distribution function of a standard bivariate normal distribution with correlation coefficient ρ . This implies

$$\begin{aligned}
& E(x_1 \mid x_1 \geq \hat{x}_1 \text{ and } x_2 \geq \hat{x}_2) \Pr(x_1 \geq \hat{x}_1 \text{ and } x_2 \geq \hat{x}_2) \\
&= \mu_1 \Phi\left(\frac{\mu_1 - \hat{x}_1}{\sigma_1}, \frac{\mu_2 - \hat{x}_2}{\sigma_2}; \rho\right) + \sigma_1 \phi\left(\frac{\hat{x}_1 - \mu_1}{\sigma_1}\right) \Phi\left(\frac{\rho \frac{\hat{x}_1 - \mu_1}{\sigma_1} - \frac{\hat{x}_2 - \mu_2}{\sigma_2}}{\sqrt{1 - \rho^2}}\right) \\
&\quad + \rho \sigma_1 \phi\left(\frac{\hat{x}_2 - \mu_2}{\sigma_2}\right) \Phi\left(\frac{\rho \frac{\hat{x}_2 - \mu_2}{\sigma_2} - \frac{\hat{x}_1 - \mu_1}{\sigma_1}}{\sqrt{1 - \rho^2}}\right)
\end{aligned} \tag{13}$$

The fourth property specializes the previous result for the case where $\hat{x}_1 = -\infty$, which gives

$$E(x_1 \mid x_2 \geq \hat{x}_2) \Pr(x_2 \geq \hat{x}_2) = \mu_1 \Phi\left(\frac{\mu_2 - \hat{x}_2}{\sigma_2}\right) + \rho \sigma_1 \phi\left(\frac{\hat{x}_2 - \mu_2}{\sigma_2}\right). \tag{14}$$

From here it follows that

$$\begin{aligned}
E(x_1 \mid x_2 < \hat{x}_2) \Pr(x_2 < \hat{x}_2) &= E(x_1 \mid -x_2 > -\hat{x}_2) \Pr(-x_2 > -\hat{x}_2) \\
&= \mu_1 \Phi\left(\frac{\hat{x}_2 - \mu_2}{\sigma_2}\right) - \rho \sigma_1 \phi\left(\frac{\mu_2 - \hat{x}_2}{\sigma_2}\right).
\end{aligned} \tag{15}$$

B Proofs

Proof of Proposition 1 To prove that there is a solution to the bank's choice of risk note that

$$\Phi\left(\frac{\bar{R} - 1}{\sigma}\right) < 1 \text{ and } \phi\left(\frac{\bar{R} - 1}{\sigma}\right) < \phi(0)$$

imply

$$v(\sigma) < \bar{R} - 1 + \sigma \phi(0) - \frac{\gamma}{2}(\sigma - \bar{\sigma})^2,$$

so we conclude

$$\lim_{\sigma \rightarrow \infty} v(\sigma) \leq \lim_{\sigma \rightarrow \infty} \left[\bar{R} - 1 + \sigma \phi(0) - \frac{\gamma}{2}(\sigma - \bar{\sigma})^2 \right] = -\infty.$$

Moreover, since

$$v'(0) = \pi'(0) + \gamma \bar{\sigma} = \gamma \bar{\sigma} > 0,$$

it follows that there is a solution σ^* characterized by the first-order condition (3). \square

Proof of Proposition 2 The proof is identical to that of Proposition 1. \square

References

- Abbassi, P., R. Iyer, J. Peydró, and P. Soto (2024), “Stressed Banks? Evidence from the Largest-ever Supervisory Review,” *Management Science*, forthcoming.
- Agarwal, S., D. Lucca, A. Seru, and F. Trebbi (2014), “Inconsistent Regulators: Evidence from Banking,” *Quarterly Journal of Economics*, 129, 889-938.
- Agarwal, S., B. Morais, A. Seru, and K. Shue (2024), “Noisy Experts? Discretion in Regulation,” NBER Working Paper No. 32344.
- Altavilla, C., M. Boucinha, J. Peydró, and F. Smets (2020), “Banking Supervision, Monetary Policy and Risk-Taking: Big Data Evidence from 15 Credit Registers,” ECB Working Paper No. 2349.
- Beyhaghi, M., J. Chae, F. Curti, and J. Gerlach (2024), “The Impact of Banking Supervision on Bank Risk-Taking and Loan Growth,” mimeo.
- Bhattacharya, S., A. Boot, and A. Thakor (1998), “The Economics of Bank Regulation,” *Journal of Money, Credit and Banking*, 30, 745-770.
- Bonfim, D., G. Cerqueiro, H. Degryse, and S. Ongena (2023), “On-Site Inspecting Zombie Lending,” *Management Science*, 69, 2547-2567.
- Calzolari, G., J.-E. Colliard, G. Loranth (2019), “Multinational Banks and Supranational Supervision,” *Review of Financial Studies*, 32, 2997–3035.
- Carletti, E., G. Dell’Ariccia, and R. Marquez (2020), “Supervisory Incentives in a Banking Union,” *Management Science*, 67, 455-470.
- Colliard, J.-E. (2016), “Optimal Supervisory Architecture and Financial Integration in a Banking Union,” *Review of Finance*, 24, 129-161.
- Correia, S., S. Luck, and E. Verner (2025), “Supervising Failing Banks,” SSRN Working Paper No. 5185769.

- Costello, A., J. Granja, and J. Weber (2019), “Do Strict Regulators Increase the Transparency of Banks?,” *Journal of Accounting Research*, 57, 603-637.
- Degryse, H., C. Huylebroek, and B. van Doornik (2025), “The Disciplining Effects of Bank Supervision: Evidence from SupTech,” mimeo.
- Dewatripont, M., and J. Tirole (1994), *The Prudential Regulation of Banks*, MIT Press.
- Eisenbach, T., D. Lucca, and R. Townsend (2016), “The Economics of Bank Supervision,” Federal Reserve Bank of New York Staff Report No. 769.
- Eisenbach, T., D. Lucca, and R. Townsend (2022), “Resource Allocation in Banking Supervision: Trade-Offs and Outcomes,” *Journal of Finance*, 77, 1685-1736.
- Haselmann, R., S. Singla, and V. Vig (2022), “Supranational Supervision,” SSRN Working Paper No. 4272923.
- Hellmann, T., K. Murdock, and J. Stiglitz (2000), “Liberalization, Moral Hazard in Banking, and Prudential Regulation,” *American Economic Review*, 90, 147-165.
- Hirtle, B., A. Kovner, and M. Plosser (2020), “The Impact of Supervision on Bank Performance,” *Journal of Finance*, 75, 2765-2808.
- Kandrac, J., and B. Schlusche (2021), “The Effect of Bank Supervision and Examination on Risk Taking: Evidence from a Natural Experiment,” *Review of Financial Studies*, 34, 3181-3212.
- Kok, C., C. Müller, S. Ongena, and C. Pancaro (2023), “The Disciplining Effect of Supervisory Scrutiny in the EU-Wide Stress Test,” *Journal of Financial Intermediation*, 53, 101015.
- Maddala, G. S. (1983), *Limited-Dependent and Qualitative Variables in Econometrics*, Cambridge University Press.

- Mailath, G., and L. Mester (1994), “A Positive Analysis of Bank Closure,” *Journal of Financial Intermediation*, 3, 272-299.
- Passalacqua, A., P. Angelini, F. Lotti, and G. Soggia (2019), “The Real Effects of Bank Supervision: Evidence from On-Site Bank Inspections,” SSRN Working Paper No. 3705558.
- Repullo, R. (2004), “Capital Requirements, Market Power, and Risk-Taking in Banking,” *Journal of Financial Intermediation*, 13, 156-182.
- Repullo, R. (2018), “Hierarchical Bank Supervision,” *SERIEs – Journal of the Spanish Economic Association*, 9, 1-26.
- Rosenbaum, S. (1961), “Moments of a Truncated Bivariate Distribution,” *Journal of the Royal Statistical Society: Series B*, 23, 405-408.
- Vives, X. (2016), *Competition and Stability in Banking: The Role of Regulation and Competition Policy*, Princeton University Press.